




Assessment Changes

- National Curriculum Levels abolished.
- New Key Stage 2 SATs.
- New KS3 National Curriculum & GCSE Courses.
- New GCSE 1-9 Grades.
- Key Stage 3 and Key Stage 4 distinction now blurred with students beginning English & Maths GCSE in Year 8 and Year 9.
- The need to view Year 7 to Year 11 as a single journey rather than two separate ones!





Year 7 Progress Report example



Name Tutor Group


	Effort	GCSE Benchmark	Progress towards GCSE Benchmark
English	Good	6	Expected
Mathematics	Good	6	Above Expected
Science	Good	5	Expected

Art	Satisfactory	6	Below Expected
Design & Technology	Good	6	Expected
French	Good	6	Expected
Home Economics	Good	6	Expected
ICT	Good	6	Expected
Performing Arts	Good	6	Expected
Physical Education	Good	6	Expected
Religious Education	Good	7	Expected

I-Learn	Satisfactory
---------	--------------

Attendance 05/09/2016 to 01/12/2016

Possible Sessions	106
Authorised Absence	0
Unauthorised Absence	0
Percentage Attendance	100.0 %
Lates	0





Year 7 Progress Report example



Name Tutor Group


	Effort	GCSE Benchmark	Progress towards GCSE Benchmark
English	Good	6	Expected
Mathematics	Good	6	Above Expected
Science	Good	5	Expected

Art	Satisfactory	6	Below Expected
Design & Technology	Good	6	Expected
French	Good	6	Expected
Home Economics	Good	6	Expected
ICT	Good	6	Expected
Performing Arts	Good	6	Expected
Physical Education	Good	6	Expected
Religious Education	Good	7	Expected

I-Learn	Satisfactory
---------	--------------

Attendance 05/09/2016 to 01/12/2016

Possible Sessions	106
Authorised Absence	0
Unauthorised Absence	0
Percentage Attendance	100.0 %
Lates	0





Reporting Effort

Awarded on a three point scale for each subject;

Good

Satisfactory

Unsatisfactory

If an unsatisfactory grade is awarded for any subject an additional code will give the nature of the concern;


C = Classwork

H = Home Learning

O = Organisation

B = Behaviour

A = Attendance (can be awarded with other effort grades)





Year 7 Progress Report example



Name Tutor Group


	Effort	GCSE Benchmark	Progress towards GCSE Benchmark
English	Good	6	Expected
Mathematics	Good	6	Above Expected
Science	Good	5	Expected

Art	Satisfactory	6	Below Expected
Design & Technology	Good	6	Expected
French	Good	6	Expected
Home Economics	Good	6	Expected
ICT	Good	6	Expected
Performing Arts	Good	6	Expected
Physical Education	Good	6	Expected
Religious Education	Good	7	Expected

I-Learn	Satisfactory
---------	--------------

Attendance 05/09/2016 to 01/12/2016

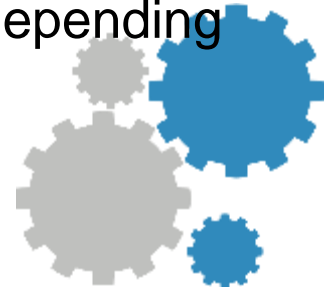
Possible Sessions	106
Authorised Absence	0
Unauthorised Absence	0
Percentage Attendance	100.0 %
Lates	0





How do we set GCSE Benchmark Grades?

- GCSE benchmark set using FFT(Fischer Family Trust).
- GCSE benchmarks set at 3 levels;
 - Average challenge (FFT50)
 - High Challenge (FFT20)
 - **Very High Challenge (FFT5)** -‘the grade achieved by the top 5% of students with the same starting points.
- New GCSE 1-9 Grades for all subjects from summer 2019.
- Different GCSE benchmarks for each subject.
- GCSE benchmarks flexible – may change in the future - depending on how students perform nationally.






From September 2015, students began to take the new version of GCSEs in some subjects.

Y11 **From September 2015**, the first new GCSEs were taught in English language, English literature and maths.

Y10 **From September 2016**, new GCSEs in another 17 subjects were taught, including sciences, modern languages, geography and history.

Y9 **From September 2017**, new GCSEs in a further 14 subjects will be taught, including business, design and technology and sociology.






The Department for Education (DfE) has made some changes to how GCSEs are run.

Key points include:

- A new grades system, replacing the A* – G scale with a scale from 1 – 9. This system is not changing all at once, but is being phased in over three years
- For most subjects, you will sit the same exam papers, whatever your ability. Some specific subjects, such as maths, will have separate papers for different abilities, so that the exam paper matches the level students are working at
- There are no more modules to split up a subject. You will take all of your exams in the summer, at the end of your courses
- Almost all subjects will be assessed by exam. There are a few exceptions for certain subject skills which cannot be assessed in an exam






How does the new grading scale work?

The new GCSEs are graded using the numbers 1 – 9, with 9 being the highest grade and 1 the lowest grade.

If a student does not score highly enough to pass a GCSE, they will receive a U.

The new grading scale will be used for the first time at the end of 2017, but only for the new GCSEs in English language, English literature and maths. The rest of the subject grades will still be in the A* – G scale.

The chart below shows how the letter grades compare to the number grades. For example, a C grade is part way between a 4 and 5 in the new grade system:





New GCSE 1-9 Grades


Ofqual

Grading new GCSEs from 2017

New grading structure	Current grading structure
9	
8	A*
7	A
6	B
5	
4	C
3	D
2	E
1	F
	G
U	U

GOOD PASS (DfE)
5 and above = top of C and above

AWARDING
4 and above = bottom of C and above



Exams in reformed English language, English literature and maths GCSEs will be taken for the first time in 2017. These will be graded from 9 to 1, instead of A* to G.



Statistical predictions will be used in 2017 to ensure there is alignment between the new and current grading structures, such that:

- broadly the same proportion of students will achieve a grade 4 and above as currently achieve a grade C and above
- broadly the same proportion of students will achieve a grade 7 and above as currently achieve a grade A and above
- broadly the same proportion of students will achieve a grade 1 and above as currently achieve a grade G and above

All other grade boundaries will be set arithmetically, as now. For example, the boundaries at grades 5 and 6 will be set based on the difference in marks between grades 4 and 7; grade 5 will be set at one third of the difference in marks, and grade 6 at two thirds the difference in marks.

The government's definition of a 'good pass' will be set at grade 5 for reformed GCSEs. A grade 4 will continue to be a level 2 achievement. The Department for Education does not expect employers, colleges or universities to raise the bar to a grade 5 if a grade 4 would meet their requirements.

The new grading structure will be applied to other GCSE subjects in 2018 and 2019.





Year 7 Progress Report example



Name Tutor Group

	Effort	GCSE Benchmark	Progress towards GCSE Benchmark
English	Good	6	Expected
Mathematics	Good	6	Above Expected
Science	Good	5	Expected
Art	Satisfactory	6	Below Expected
Design & Technology	Good	6	Expected
French	Good	6	Expected
Home Economics	Good	6	Expected
ICT	Good	6	Expected
Performing Arts	Good	6	Expected
Physical Education	Good	6	Expected
Religious Education	Good	7	Expected
I-Learn	Satisfactory		

Attendance

05/09/2016 to 01/12/2016

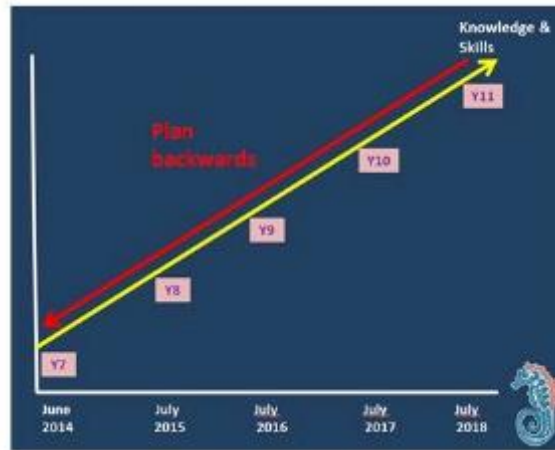
Possible Sessions	106
Authorised Absence	0
Unauthorised Absence	0
Percentage Attendance	100.0 %
Lates	0






Assessing and Reporting Progress

- GCSE benchmark Grade set using FFT5
- Each subject then agrees what the 'flightpath' or 'Expected Attainment Pathway' should look like towards each GCSE benchmark grade.

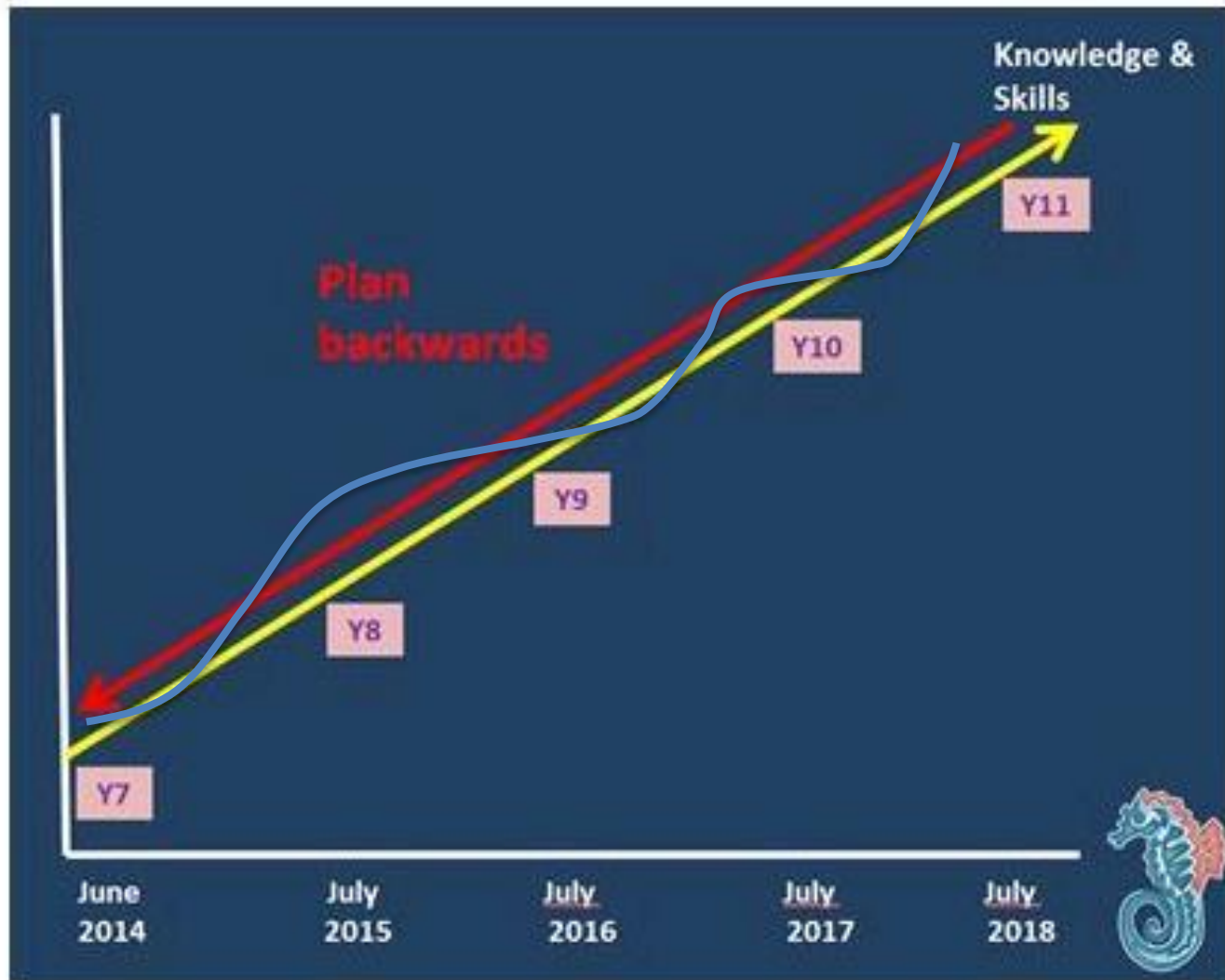


- Students are then assessed as making;
 - **Above Expected** progress towards GCSE benchmark grade.
 - **Expected** progress towards GCSE benchmark grade.
 - **Below Expected** progress towards GCSE benchmark grade.





Real Flightpaths





Year 7 Reporting to Parents

Advantages of the new scheme

- Simple & straightforward.
- Personalised to each student.
- Challenging.
- Focuses on GCSE outcomes from the outset.
- Flexible.
- Allows students in need of intervention to be quickly identified.

